



Multiplication and Division



$$3 \times 5$$



$$5 \times 3$$



Series D – Multiplication and Division

Contents

Section 1 – Answers (pp. 1–36)

- introducing multiplication _____ 1
- multiplication facts _____ 8
- mental multiplication strategies _____ 20
- division _____ 26
- games and investigations _____ 32

Section 2 – Assessment with answers (pp. 37–44)

- introducing multiplication _____ 37
- multiplication facts _____ 39
- mental multiplication strategies _____ 41
- division _____ 43

Series Author:

Nicola Herringer

Introducing multiplication – groups of 5

Use repeated addition to find the total number of fingers.




$$5 + 5 + 5 = 15$$

3 groups of 5 is equal to 15.

1 Find the total of each group by using repeated addition.


a How many pencils?



$$5 + 5 + 5 + 5 = 20$$

4 groups of 5 is equal to 20

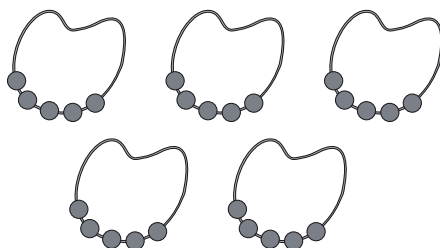
b How many eggs?



$$5 + 5 + 5 + 5 + 5 + 5 = 30$$

6 groups of 5 is equal to 30

c How many beads?



$$5 + 5 + 5 + 5 + 5 = 25$$

5 groups of 5 is equal to 25

Introducing multiplication – groups of 5

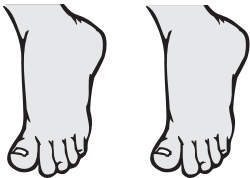
This is a multiplication symbol \times and it means 'groups of'.

So instead of repeated addition, we can use a multiplication symbol.


$$5 + 5 + 5 + 5 + 5 = 25$$

$$5 \times 5 = 25$$

2 Find the total of each group by using repeated addition:


a  groups of is equal to

\times =

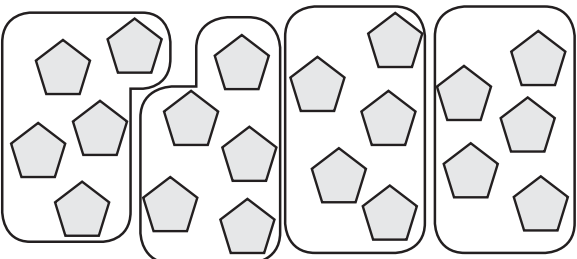
b  rows of is equal to

\times =

3 Circle the shapes in groups of 5. One group is circled for you. Then complete the multiplication fact.

a  groups of is equal to

\times =

b  groups of is equal to

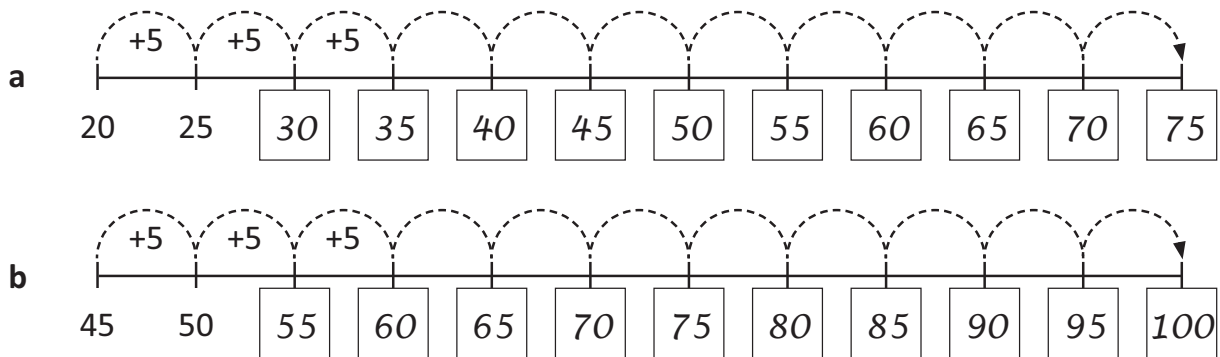
\times =

Introducing multiplication – 5 times table

Here is a skip counting pattern on a hundred grid. It shows a counting pattern of 5.

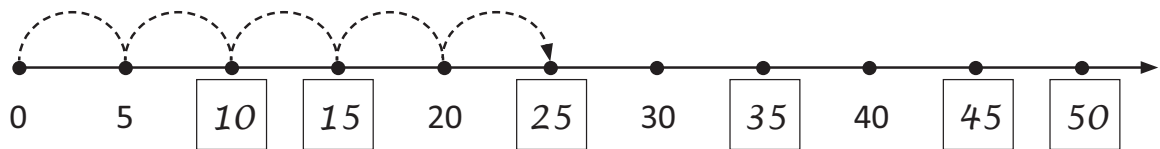
1	2	3	4	5	6	7	8	9	10
11	12	13	14	15	16	17	18	19	20
21	22	23	24	25	26	27	28	29	30
31	32	33	34	35	36	37	38	39	40
41	42	43	44	45	46	47	48	49	50
51	52	53	54	55	56	57	58	59	60
61	62	63	64	65	66	67	68	69	70
71	72	73	74	75	76	77	78	79	80
81	82	83	84	85	86	87	88	89	90
91	92	93	94	95	96	97	98	99	100

1 Finish each pattern by counting in 5s:



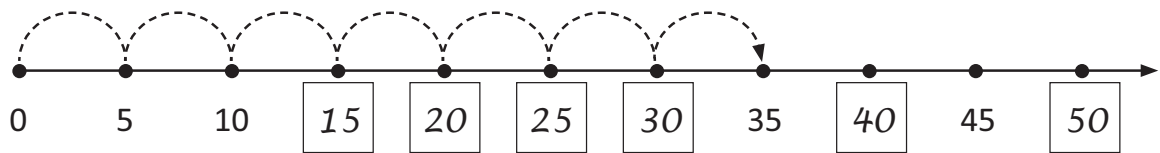
2 Show $\times 5$ multiplication facts on each number line.

a Finish labelling this number line and then show 5 jumps starting from 0:



This is the same as $5 \times 5 = 25$

b Finish labelling this number line and then show 7 jumps starting from 0:



This is the same as $7 \times 5 = 35$

Introducing multiplication – 5 times table

3 Write a 5 times table fact for each set of 5 cent coins. The first one has been done for you.



$$4 \times 5\text{¢} = 20\text{¢}$$



$$8 \times 5\text{¢} = 40\text{¢}$$



$$5 \times 5\text{¢} = 25\text{¢}$$

4 Times tables are a set of multiplication facts from 1 to 10 based on multiplying by the same number each time. Write the answers for the 5 times table.

$$1 \times 5 = 5$$

$$2 \times 5 = 10$$

$$3 \times 5 = 15$$

$$4 \times 5 = 20$$

$$5 \times 5 = 25$$

$$6 \times 5 = 30$$

$$7 \times 5 = 35$$

$$8 \times 5 = 40$$

$$9 \times 5 = 45$$

$$10 \times 5 = 50$$

5 Now answer the mixed up 5 times table.

a $2 \times 5 = 10$

b $8 \times 5 = 40$

c $9 \times 5 = 45$

d $10 \times 5 = 50$

e $3 \times 5 = 15$

f $6 \times 5 = 30$

g $7 \times 5 = 35$

h $5 \times 5 = 25$

i $1 \times 5 = 5$

j $4 \times 5 = 20$

6 Write the missing number in each 5 times table fact.

a $\boxed{7} \times 5 = 35$

b $\boxed{4} \times 5 = 20$

c $\boxed{10} \times 5 = 50$

d $\boxed{3} \times 5 = 15$

e $\boxed{8} \times 5 = 40$

f $\boxed{2} \times 5 = 10$

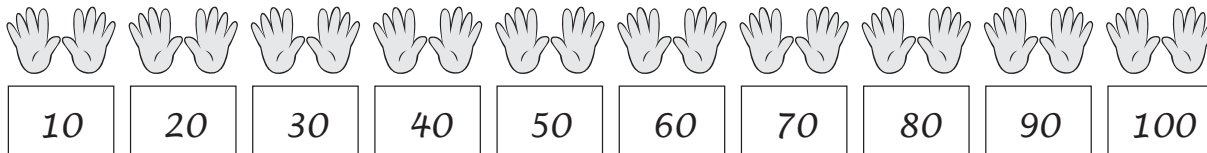
g $\boxed{6} \times 5 = 30$

h $\boxed{9} \times 5 = 45$

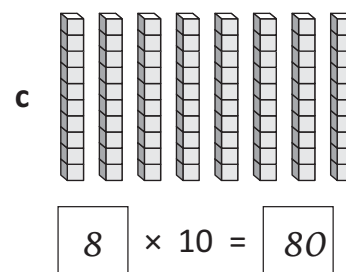
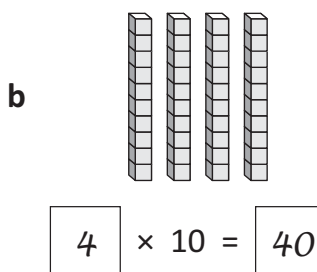
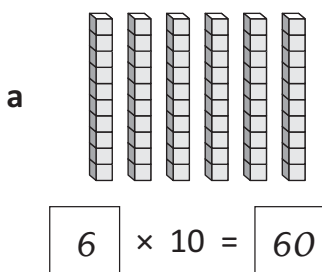
Introducing multiplication – 10 times table

If you can skip count in 10s, you know your 10 times table.

1 Complete this sequence by counting in 10s:



2 Count the rods and then complete the multiplication fact:



3 Complete the 10 times table:

$$\begin{aligned} 1 \times 10 &= 10 \\ 2 \times 10 &= 20 \\ 3 \times 10 &= 30 \\ 4 \times 10 &= 40 \\ 5 \times 10 &= 50 \\ 6 \times 10 &= 60 \\ 7 \times 10 &= 70 \\ 8 \times 10 &= 80 \\ 9 \times 10 &= 90 \\ 10 \times 10 &= 100 \end{aligned}$$

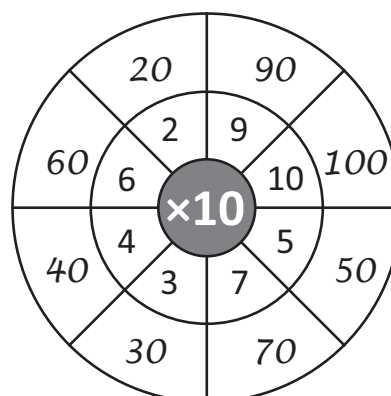
4 Write the missing number in each 10 times table fact:

a $5 \times 10 = 50$

b $8 \times 10 = 80$

c $7 \times 10 = 70$

5 Complete this $\times 10$ wheel:



Introducing multiplication – multiplying any number by 10

When we multiply any number by 10, a zero goes in the ones column and the digits all move one space along to the left.

Hundreds	Tens	Ones
		2
	2	0

$2 \times 10 = 20$

1 Show how the digits all move along when they are multiplied by 10 and write the answers below:

a

Hundreds	Tens	Ones
		7
	7	0

$7 \times 10 = \boxed{70}$

b

Hundreds	Tens	Ones
		3
	3	0

$3 \times 10 = \boxed{30}$

c

Hundreds	Tens	Ones
	1	5
1	5	0

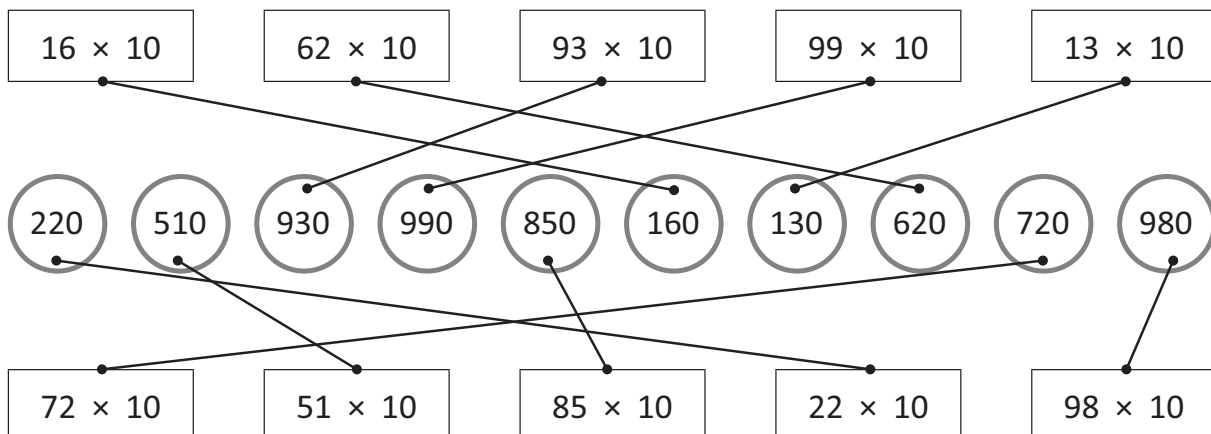
$15 \times 10 = \boxed{150}$

d

Hundreds	Tens	Ones
	2	2
2	2	0

$22 \times 10 = \boxed{220}$

2 Connect these $\times 10$ facts to the answers:



Introducing multiplication – multiplying numbers by 0 and 1

Any number multiplied by 1 always equals the same number.

Any number multiplied by 0 always equals zero.

1 Practise multiplying by 1:



8 groups of 1 are equal to

$$\boxed{8} \times 1 = \boxed{8}$$



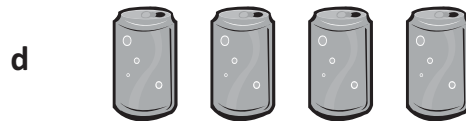
6 groups of 1 are equal to

$$\boxed{6} \times 1 = \boxed{6}$$



5 groups of 1 are equal to

$$\boxed{5} \times 1 = \boxed{5}$$



4 groups of 1 are equal to

$$\boxed{4} \times 1 = \boxed{4}$$

2 Practise multiplying by 1 and 0:

a $12 \times 0 = \boxed{0}$

b $6 \times 1 = \boxed{6}$

c $3 \times 0 = \boxed{0}$

d $2 \times 1 = \boxed{2}$

e $8 \times 0 = \boxed{0}$

f $20 \times 1 = \boxed{20}$

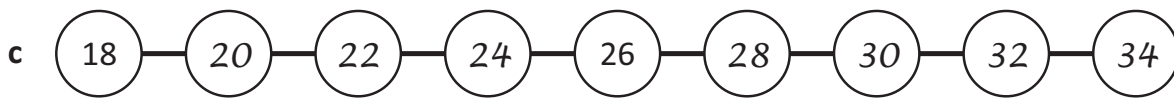
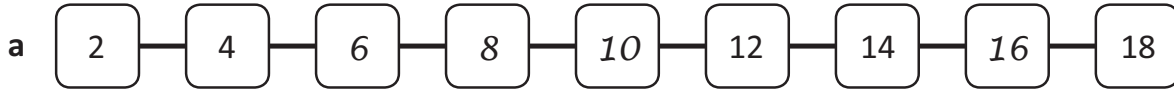
3 Complete this grid:

x	9	10	6	1	5	4	7	3	8	2
0	0	0	0	0	0	0	0	0	0	0
1	9	10	6	1	5	4	7	3	8	2

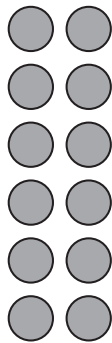
Multiplication facts – 2 times table

Counting in 2s, will help you know many times table facts.

1 Complete each pattern by counting in 2s:

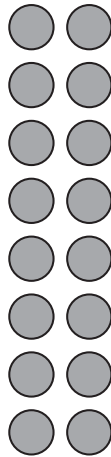


2 Show how many dots there are in each array by counting in 2s. Then write the times table fact below:




a 6 twos

$$\boxed{6} \times 2 = \boxed{12}$$




b 8 twos

$$\boxed{8} \times 2 = \boxed{16}$$



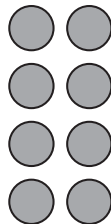
c 3 twos

$$\boxed{3} \times 2 = \boxed{6}$$




d 5 twos

$$\boxed{5} \times 2 = \boxed{10}$$



e 4 twos

$$\boxed{4} \times 2 = \boxed{8}$$



f 9 twos

$$\boxed{9} \times 2 = \boxed{18}$$

Multiplication facts – 2 times table

3 How many straws are in:

a 3 drinks?

$$\boxed{3} \times 2 = \boxed{6}$$

b 10 drinks?

$$\boxed{10} \times 2 = \boxed{20}$$

c 5 drinks?

$$\boxed{5} \times 2 = \boxed{10}$$

d 2 drinks?

$$\boxed{2} \times 2 = \boxed{4}$$



4 How many wheels have:

a 4 bikes?

$$\boxed{4} \times 2 = \boxed{8}$$

b 9 bikes?


$$\boxed{9} \times 2 = \boxed{18}$$

c 7 bikes?

$$\boxed{7} \times 2 = \boxed{14}$$

d 3 bikes?

$$\boxed{3} \times 2 = \boxed{6}$$



5 Double each number:

$$a \quad 6 \times 2 = \boxed{12}$$

$$b \quad 9 \times 2 = \boxed{18}$$

$$c \quad 8 \times 2 = \boxed{16}$$

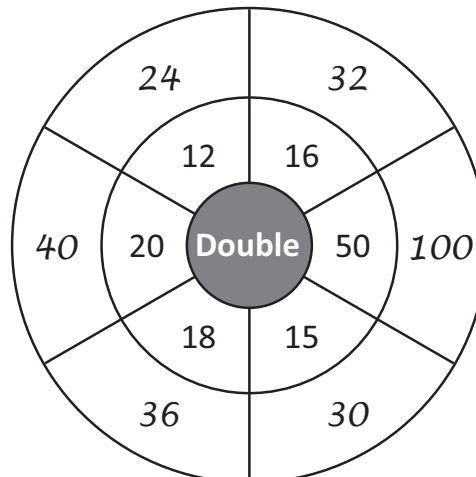
$$d \quad 7 \times 2 = \boxed{14}$$

Multiplying by 2 is the same as doubling.



REMEMBER

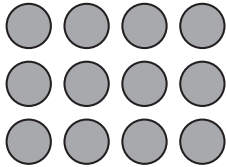
6 Complete this doubling wheel. These facts are not in the 2 times table, but they are facts that are useful to know.



Multiplication facts – 4 times table

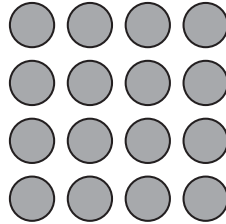
Practise your 4 times table.

1 Write the multiplication fact for each array:




a 3 fours

$$\boxed{3} \times 4 = \boxed{12}$$




b 4 fours

$$\boxed{4} \times 4 = \boxed{16}$$




c 5 fours

$$\boxed{5} \times 4 = \boxed{20}$$




d 6 fours

$$\boxed{6} \times 4 = \boxed{24}$$



e 7 fours

$$\boxed{7} \times 4 = \boxed{28}$$



f 9 fours

$$\boxed{9} \times 4 = \boxed{36}$$

2 How many cupcakes are there on:

a 4 plates?

$$\boxed{4} \times 4 = \boxed{16}$$

b 3 plates?

$$\boxed{3} \times 4 = \boxed{12}$$



c 7 plates?

$$\boxed{7} \times 4 = \boxed{28}$$

d 9 plates?

$$\boxed{9} \times 4 = \boxed{36}$$

e 2 plates?

$$\boxed{2} \times 4 = \boxed{8}$$

Multiplication facts – 4 times table

3 Here is a half of a hundred chart:

1	2	3	4	5	6	7	8	9	10
11	12	13	14	15	16	17	18	19	20
21	22	23	24	25	26	27	28	29	30
31	32	33	34	35	36	37	38	39	40
41	42	43	44	45	46	47	48	49	50

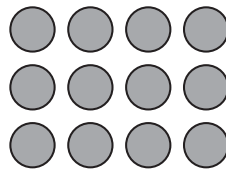
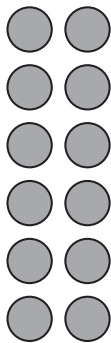
a Circle the counting pattern of 2s. Cross the counting pattern of 4s.

b What do you notice?

The counting pattern of 4s is in the 2s counting pattern.

4 Complete the matching $\times 2$ and $\times 4$ facts:

a $6 \times 2 = 12$ and $3 \times 4 = 12$



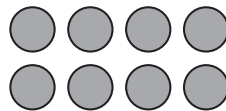
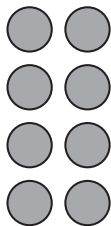
So, $\boxed{6} \times 2 = \boxed{3} \times 4$

Can you see that the $\times 4$ arrays have half the rows and double the columns of the $\times 2$? This means there is the same total, but the array is arranged differently.



THINK

b $\boxed{4} \times 2 = \boxed{8}$ and $\boxed{2} \times 4 = \boxed{8}$



So, $\boxed{4} \times 2 = \boxed{2} \times 4$


c $8 \times 2 = \boxed{4} \times 4$

d $10 \times 2 = \boxed{5} \times 4$

Multiplication facts – 3 times table

Practise your 3 times table.

1 Use this array to complete the 3 times table:



- $1 \times 3 = 3$
 $2 \times 3 = 6$
 $3 \times 3 = 9$
 $4 \times 3 = 12$
 $5 \times 3 = 15$
 $6 \times 3 = 18$
 $7 \times 3 = 21$
 $8 \times 3 = 24$
 $9 \times 3 = 27$
 $10 \times 3 = 30$

2 Now try them mixed up:

- a $3 \times 3 = 9$ b $8 \times 3 = 24$
c $7 \times 3 = 21$ d $10 \times 3 = 30$
e $2 \times 3 = 6$ f $4 \times 3 = 12$
g $5 \times 3 = 15$ h $6 \times 3 = 18$
i $9 \times 3 = 27$ j $1 \times 3 = 3$

3 Alfred is an alien from the Planet Trampoline. The surface of Planet Trampoline is like walking on a trampoline. That's why Alfred and all his race of aliens need 3 legs for extra balance. They also have 3 fingers on each hand and 3 eyes.

a How many legs for:

6 aliens?

$$6 \times 3 = 18$$

4 aliens?

$$4 \times 3 = 12$$

b How many eyes for:

3 aliens?

$$3 \times 3 = 9$$

10 aliens?

$$10 \times 3 = 30$$

c How many fingers on one hand for:

9 aliens?

$$9 \times 3 = 27$$

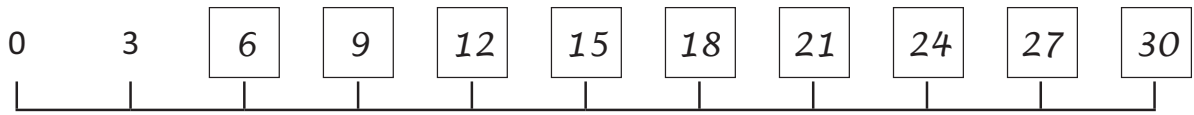
5 aliens?

$$5 \times 3 = 15$$




Multiplication facts – 3 times table


4 Label the number line so it goes up in 3s:



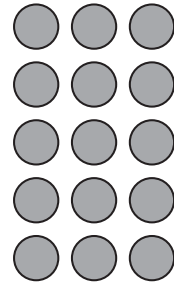
5 Write two turnaround facts for each array. The first one has been done for you.




a $4 \times 3 = 12$
 $3 \times 4 = 12$



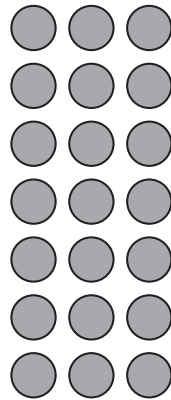
b $2 \times 3 = 6$
 $3 \times 2 = 6$



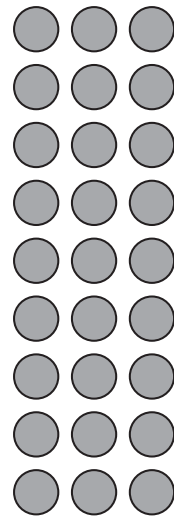
c $5 \times 3 = 15$
 $3 \times 5 = 15$



d $6 \times 3 = 18$
 $3 \times 6 = 18$



e $7 \times 3 = 21$
 $3 \times 7 = 21$




f $9 \times 3 = 27$
 $3 \times 9 = 27$

Multiplication facts – 6 times table

Practise your 6 times table. Did you know that we can use $\times 6$ for short? So $\times 6$ just means 6 times table, just as $\times 3$ means 3 times table.

- 1** Use this array to complete the 6 times table:



$$1 \times 6 = \boxed{6}$$

$$2 \times 6 = \boxed{12}$$

$$3 \times 6 = \boxed{18}$$

$$4 \times 6 = \boxed{24}$$

$$5 \times 6 = \boxed{30}$$

$$6 \times 6 = \boxed{36}$$

$$7 \times 6 = \boxed{42}$$

$$8 \times 6 = \boxed{48}$$

$$9 \times 6 = \boxed{54}$$

$$10 \times 6 = \boxed{60}$$

- 2** Fill in the missing numbers:

a $\boxed{9} \times 6 = 54$

b $\boxed{6} \times 6 = 36$

c $\boxed{3} \times 6 = 18$

d $\boxed{4} \times 6 = 24$

e $\boxed{10} \times 6 = 60$

f $\boxed{2} \times 6 = 12$

g $\boxed{8} \times 6 = 48$

- 3** Complete this table by recalling the 3 times table. Then complete the 6 times table. Can you see how the 3 times table helps with the 6 times table?

	3	8	2	5	9	10	6
$\times 3$	9	24	6	15	27	30	18
$\times 6$	18	48	12	30	54	60	36

- 4** Solve these problems.

a I saved \$7 every week over 6 weeks. How much did I save in total?

$$\boxed{\$7} \times \boxed{6} = \boxed{\$42}$$


b 8 pencil cases had 3 blue pens in each. How many blue pens are there in total?

$$\boxed{8} \times \boxed{3} = \boxed{24}$$

c 9 classes each baked 6 cakes for the school fundraiser. How many cakes were baked in total?

$$\boxed{9} \times \boxed{6} = \boxed{54}$$

Multiplication facts – 6 times table




You know more times tables facts than you realise. For example, knowing your $\times 5$ can help with your $\times 6$.

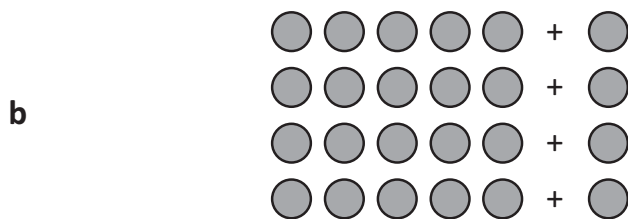
The array shows 3 rows of 5. If we add another dot to each row we can change 3 rows of 5 to 3 rows of 6. This is called building up.

$$3 \times 5 = 15 + 3 \longrightarrow 3 \times 6 = 18$$

5 Change these $\times 5$ arrays into $\times 6$ arrays.



$$2 \times 5 = \boxed{10} + \boxed{2} \longrightarrow 2 \times 6 = \boxed{12}$$



$$4 \times 5 = \boxed{20} + \boxed{4} \longrightarrow 4 \times 6 = \boxed{24}$$


6 Complete this table to show how to change a $\times 5$ array to a $\times 6$ array by building up. The first one has been done for you.

	$\times 5$	Build up by	$\times 6$
a	$3 \times 5 = 15$	3	$3 \times 6 = 18$
b	$2 \times 5 = 10$	2	$2 \times 6 = 12$
c	$7 \times 5 = 35$	7	$7 \times 6 = 42$
d	$4 \times 5 = 20$	4	$4 \times 6 = 24$
e	$6 \times 5 = 30$	6	$6 \times 6 = 36$
f	$9 \times 5 = 45$	9	$9 \times 6 = 54$

Multiplication facts – 9 times table

Practise your 9 times table.

1 Use this array to complete the 9 times table:



$1 \times 9 = \boxed{9}$

$2 \times 9 = \boxed{18}$

$3 \times 9 = \boxed{27}$

$4 \times 9 = \boxed{36}$

$5 \times 9 = \boxed{45}$

$6 \times 9 = \boxed{54}$

$7 \times 9 = \boxed{63}$

$8 \times 9 = \boxed{72}$

$9 \times 9 = \boxed{81}$

$10 \times 9 = \boxed{90}$

2 Complete these $\times 9$ facts. Look out for turnarounds.

$a \quad 3 \times 9 = \boxed{27}$

$b \quad 9 \times 4 = \boxed{36}$

$c \quad 6 \times 9 = \boxed{54}$

$d \quad 2 \times 9 = \boxed{18}$

$e \quad 9 \times 5 = \boxed{45}$

$f \quad 1 \times 9 = \boxed{9}$

3 Find the cost of these items:

$a \quad 6 \text{ fruit salads} = \boxed{\$54}$

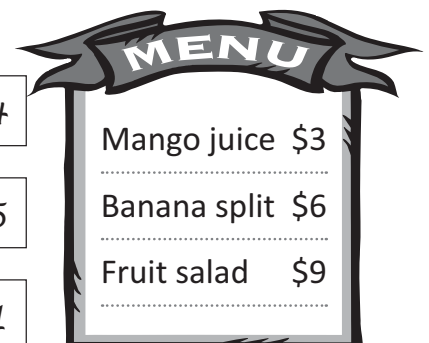
$b \quad 4 \text{ banana splits} = \boxed{\$24}$

$c \quad 3 \text{ mango juices} = \boxed{\$9}$

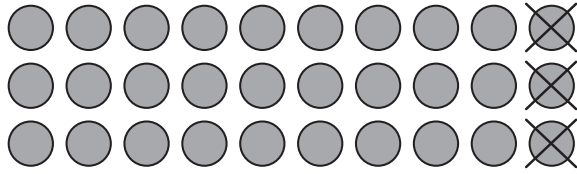
$d \quad 5 \text{ fruit salads} = \boxed{\$45}$

$e \quad 3 \text{ banana splits} = \boxed{\$18}$

$f \quad 7 \text{ mango juices} = \boxed{\$21}$



Multiplication facts – 9 times table

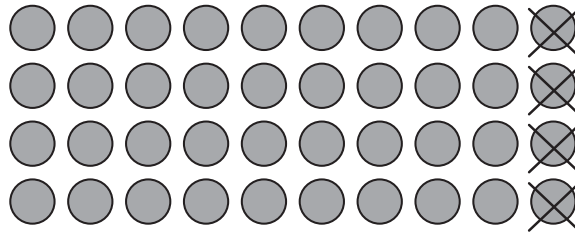


$$3 \times 9 = \boxed{?}$$

If you get stuck on a $\times 9$, remember the $\times 10$ fact and build down.

$$3 \times 10 = 30 - 3 \longrightarrow 3 \times 9 = 27$$

4 Change this $\times 10$ array into a $\times 9$ array:



$$4 \times 10 = \boxed{40} - 4 \longrightarrow 4 \times 9 = \boxed{36}$$

5 Complete this table to show how to change a $\times 10$ array to a $\times 9$ array by taking 1 from each row.

$\times 10$	Build down by	$\times 9$
$3 \times 10 = 30$	3	$3 \times 9 = 27$
$5 \times 10 = 50$	5	$5 \times 9 = 45$
$9 \times 10 = 90$	9	$9 \times 9 = 81$
$6 \times 10 = 60$	6	$6 \times 9 = 54$
$4 \times 10 = 40$	4	$4 \times 9 = 36$
$2 \times 10 = 20$	2	$2 \times 9 = 18$
$8 \times 10 = 80$	8	$8 \times 9 = 72$
$7 \times 10 = 70$	7	$7 \times 9 = 63$

Multiplication facts – square numbers

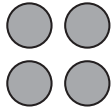
A square number is a number multiplied by itself.

These arrays show the first 3 square numbers.



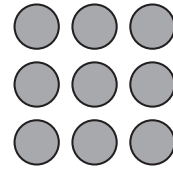
$$1 \times 1 = 1$$

$$1 \text{ squared} = 1$$



$$2 \times 2 = 4$$

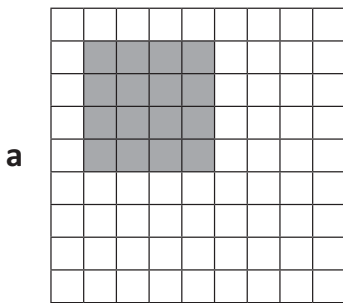
$$2 \text{ squared} = 4$$



$$3 \times 3 = 9$$

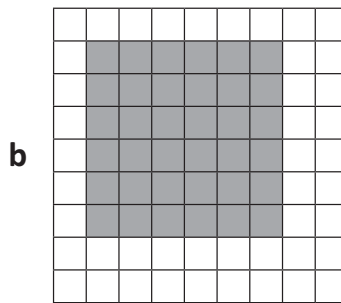
$$3 \text{ squared} = 9$$

- 1 Here is another way to show square numbers. Look at the array shown on each grid and write the square number multiplication:



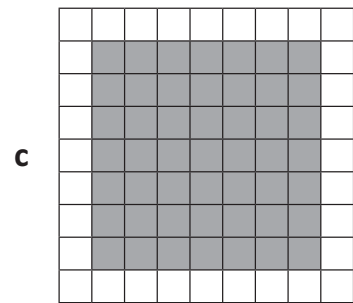
$$\boxed{4} \times \boxed{4} = \boxed{16}$$

$$4 \text{ squared} = \boxed{16}$$



$$\boxed{6} \times \boxed{6} = \boxed{36}$$


$$6 \text{ squared} = \boxed{36}$$



$$\boxed{7} \times \boxed{7} = \boxed{49}$$

$$7 \text{ squared} = \boxed{49}$$

- 2 On this grid, shade the largest square number you can:



$$\boxed{10} \times \boxed{10} = \boxed{100}$$

$$\boxed{10} \text{ squared} = \boxed{100}$$

- 3 Answer these:

a $81 = \boxed{9} \text{ squared}$

b $25 = \boxed{5} \text{ squared}$

c $64 = \boxed{8} \text{ squared}$

Multiplication facts – multiples

When two numbers are multiplied together, the answer is called a multiple.
For example, the first 3 multiples of 5 are 5, 10, 15.

$$1 \times 5 = 5$$

$$2 \times 5 = 10$$

$$3 \times 5 = 15$$

1 Complete the list of multiples for each number in the circle:

a **6**

6	12	18	24	30	36	42	48	54	60
---	----	----	----	----	----	----	----	----	----

b **4**

4	8	12	16	20	24	28	32	36	40
---	---	----	----	----	----	----	----	----	----

c **8**

8	16	24	32	40	48	56	64	72	80
---	----	----	----	----	----	----	----	----	----

d **3**

3	6	9	12	15	18	21	24	27	30
---	---	---	----	----	----	----	----	----	----

2 In each group of multiples, cross out the number that does not belong. You will need to look carefully, because they are not in order.

a Multiples of 5 10 20 35 40 ~~12~~

b Multiples of 6 12 6 ~~20~~ 24 18

c Multiples of 8 ~~25~~ 16 32 40 8

3 Use the clues to work out the multiples:

a This number is a multiple of both 9 and 3 and is less than 20 but greater than 10. 18

b This number is a multiple of 5. It is greater than 15 but less than 25. 20

c This number is a multiple of both 4 and 8 and is the next squared number after 9. 16

Mental multiplication strategies – doubling strategy

There are many double facts that you should know.

This includes numbers outside the times tables that we have been working on.

Here are 2 double facts that are handy to know:

double 20 is 40

double 15 is 30

Can you think of more?

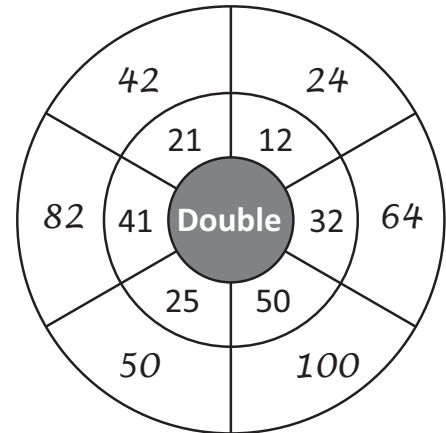
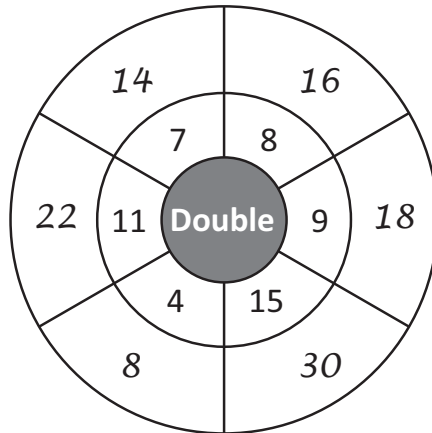
- 1** List all the double facts outside of the 2 times table that you know in the space below. Here are two to start you off:

double 12 is 24

double 50 is 100

Answers will vary.

- 2** Complete these doubling wheels:



- 3** Doubling 2 digit numbers is easy if you split the digits and double each part. Complete this doubling grid. The first one has been done for you.

<p>a Double 36</p> $= 30 \times 2 + 6 \times 2$ $= 60 + 12$ $= 72$	<p>b Double 23</p> $= 20 \times 2 + 3 \times 2$ $= 40 + 6$ $= 46$
<p>c Double 19</p> $= 10 \times 2 + 9 \times 2$ $= 20 + 18$ $= 38$	<p>d Double 41</p> $= 40 \times 2 + 1 \times 2$ $= 80 + 2$ $= 82$

Mental multiplication strategies – doubling strategy

- 4** The double-double strategy is when you multiply by 4. Look at double-double 2: double 2 once is 4 and double 2 twice is 8. Practise using the double-double strategy with these tables. The first one is done for you.

a

$7 \times 4 =$ <input type="text" value="28"/>	
Double 7 once	14
Double 7 twice	28

b

$15 \times 4 =$ <input type="text" value="60"/>	
Double 15 once	30
Double 15 twice	60

c

$21 \times 4 =$ <input type="text" value="84"/>	
Double 21 once	42
Double 21 twice	84

d

$12 \times 4 =$ <input type="text" value="48"/>	
Double 12 once	24
Double 12 twice	48

e

$11 \times 4 =$ <input type="text" value="44"/>	
Double 11 once	22
Double 11 twice	44

f

$14 \times 4 =$ <input type="text" value="56"/>	
Double 14 once	28
Double 14 twice	56

- 5** Play this game with a partner. You will need this page each and a die to share. The aim is to be the first to place a check above all the numbers. Double or double-double the number rolled on the die, then check the answer on the grid. For example, Player 1 rolls a 4. They can either double it in order to check 8 OR double-double it to check 16. You must apply one of the strategies to the number rolled. If you can't check a box, you miss a turn!

2	4	6	8	10	12	16	20	24

Answers will vary.

Mental multiplication strategies – split strategy

The split strategy is when we multiply numbers in 2 parts.



Let's use the split strategy for 12×5 .

Split 12 into 10 and 2. Next multiply each part by 5, then add:

What is 12×5 ?

$$10 \times 5 = 50$$

$$2 \times 5 = 10$$



$$50 + 10 = 60$$



$$\text{So, } 12 \times 5 = 60$$

1 Try the split strategy with these. Use the arrays if you get stuck.

a What is 12×7 ?

$$10 \times \boxed{7} = \boxed{70}$$

$$2 \times \boxed{7} = \boxed{14}$$




$$\boxed{70} + \boxed{14} = \boxed{84}$$

$$\text{So, } 12 \times 7 = \boxed{84}$$

b What is 12×9 ?

$$10 \times \boxed{9} = \boxed{90}$$

$$2 \times \boxed{9} = \boxed{18}$$



$$\boxed{90} + \boxed{18} = \boxed{108}$$

$$\text{So, } 12 \times 9 = \boxed{108}$$

Mental multiplication strategies – split strategy

2 Practise the split strategy again, this time without an array to look at.

a What is 12×3 ?

$$10 \times 3 = 30$$

$$2 \times 3 = 6$$

$$30 + 6 = 36$$

$$\text{So, } 12 \times 3 = 36$$

b What is 12×6 ?

$$10 \times 6 = 60$$

$$2 \times 6 = 12$$

$$60 + 12 = 72$$

$$\text{So, } 12 \times 6 = 72$$

c What is 12×8 ?

$$10 \times 8 = 80$$

$$2 \times 8 = 16$$

$$80 + 16 = 96$$

$$\text{So, } 12 \times 8 = 96$$

3 Use the split strategy to multiply by 13.

$$13 \text{ is } \underline{10} + \underline{3}$$

a $13 \times 8 = 104$

b $13 \times 9 = 117$

c $13 \times 7 = 91$

d $13 \times 5 = 65$

Mental multiplication strategies – compensation strategy

Remember how we learned the $\times 9$ by building down from the $\times 10$?

$$3 \times 10 = 30 - 3 \longrightarrow 3 \times 9 = 27$$

This is the compensation strategy.

Look at 3×19 . 19 is close to 20, so we can multiply by the next multiple of ten which is 20. Then we build down because we have an extra group of 3.

$$3 \times 19 \longrightarrow 3 \times 20 = 60 - 3$$

So, $3 \times 19 = 57$

- 1** When you are multiplying by a multiple of ten, look for a fact you know then put a zero on the end. These patterns show you how to do this:

a $3 \times 2 = \boxed{6}$

$3 \times 20 = \boxed{60}$

b $5 \times 3 = \boxed{15}$

$5 \times 30 = \boxed{150}$

c $7 \times 2 = \boxed{14}$

$7 \times 20 = \boxed{140}$

d $4 \times 4 = \boxed{16}$

$4 \times 40 = \boxed{160}$

- 2** The steps for the compensation strategy are set out for you here. Practise multiplying by the next multiple of ten and then build down.

a $5 \times 29 \longrightarrow 5 \times 30 = \boxed{150} - 5$

So, $5 \times 29 = \boxed{145}$

b $3 \times 19 \longrightarrow 3 \times 20 = \boxed{60} - 3$

So, $3 \times 19 = \boxed{57}$

c $2 \times 39 \longrightarrow 2 \times 40 = \boxed{80} - 2$

So, $2 \times 39 = \boxed{78}$

Mental multiplication strategies – compensation strategy

- 3 Use the compensation strategy. This time you have to think of the next multiple of ten and what you have to build down by. The first one has been done for you.

a $3 \times 39 \longrightarrow 3 \times \boxed{40} = \boxed{120} - \boxed{3}$

So, $3 \times 39 = \boxed{117}$

b $4 \times 29 \longrightarrow 4 \times \boxed{30} = \boxed{120} - \boxed{4}$

So, $4 \times 29 = \boxed{116}$

c $6 \times 19 \longrightarrow 6 \times \boxed{20} = \boxed{120} - \boxed{6}$

So, $6 \times 19 = \boxed{114}$

d $5 \times 59 \longrightarrow 5 \times \boxed{60} = \boxed{300} - \boxed{5}$

So, $5 \times 59 = \boxed{295}$

- 4 Roll a die to make your own multiplication questions. Choose the compensation strategy for one column and the split strategy for the other.



a $\boxed{} \times 29 = \boxed{}$

b $\boxed{} \times 39 = \boxed{}$

c $\boxed{} \times 19 = \boxed{}$

Which strategy did you use and why?

Answers will vary.

a $\boxed{} \times 13 = \boxed{}$

b $\boxed{} \times 12 = \boxed{}$


c $\boxed{} \times 13 = \boxed{}$

Which strategy did you use and why?

Answers will vary.

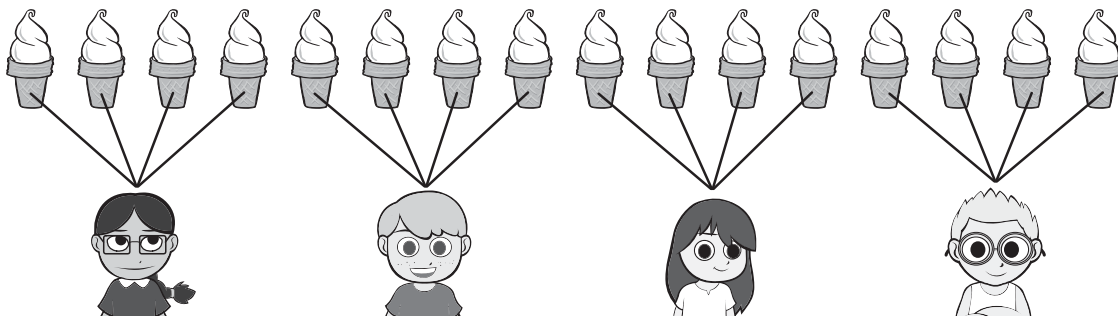
Division – sharing and grouping

Division is when we make fair shares.
 If we share these 6 cupcakes equally between 2 kids, they each get 3 cupcakes. We call these fair shares because each share is equal.

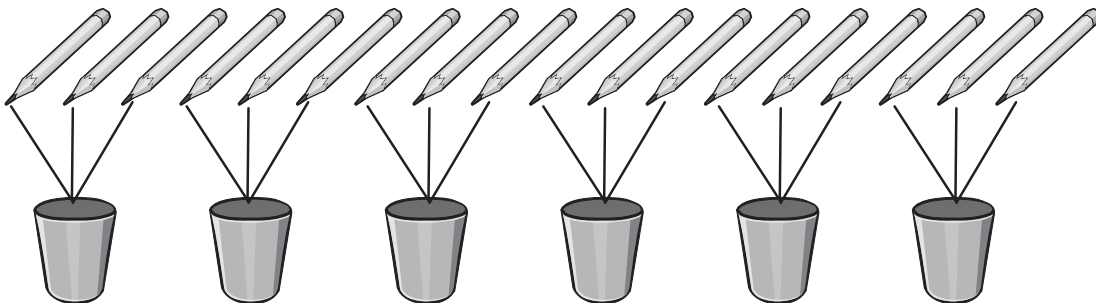


1 Share the items equally in each picture by drawing lines to connect them. Write how many are in each share.

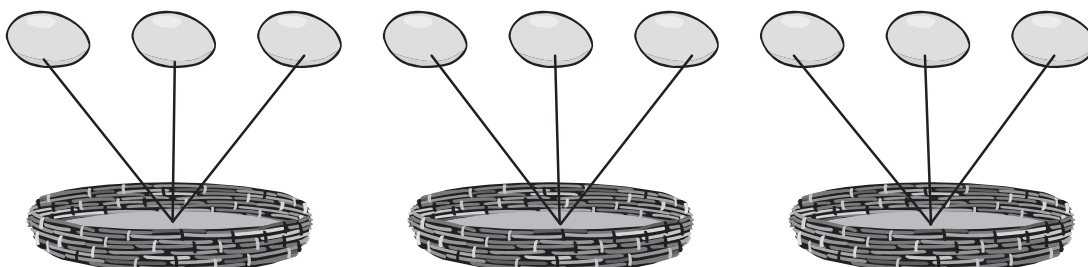
a Share these 16 ice creams between 4 kids. 4 equal shares = 4 each



b Share these 18 pencils between 6 pots. 6 equal shares = 3 each



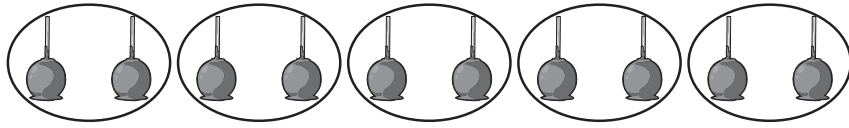
c Share these 9 eggs between 3 baskets. 3 equal shares = 3 each



Division – sharing and grouping

Division is also when we make equal groups.


Here are 10 candy apples. How many bags do we need if we put 2 in each bag?



If we circle 2 candy apples in each group, we can make 5 groups. So, we need 5 bags.

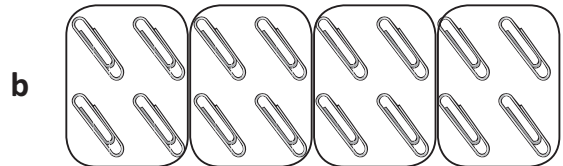


2 Circle equal groups in each picture and write how many are in each share:



Out of 9 strawberries, how many groups are there if there are 3 in each group?

3



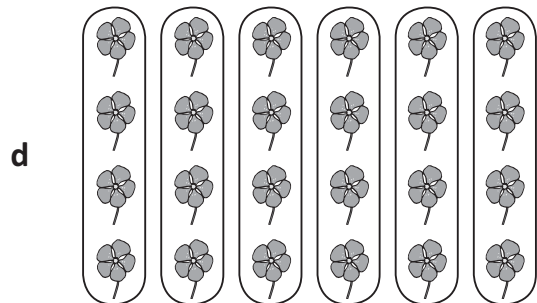
Out of 16 paper clips, how many groups are there if there are 4 in each group?

4



Out of 36 fish, how many groups are there if there are 6 in each group?


6



Out of 24 flowers, how many groups are there if there are 4 in each group?

6

3 Draw a picture to show 7 groups with 5 in each share.



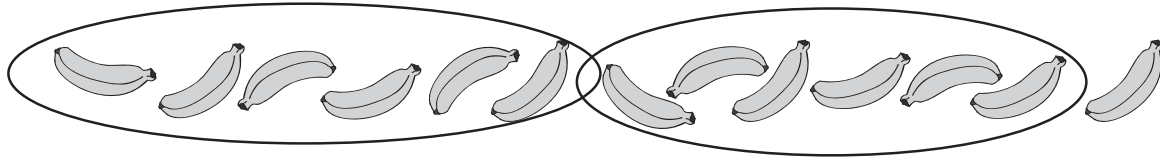
How many in total?

35

Division – left overs


Sometimes when we make equal groups there are some left over.

Here are 13 bananas. If we make 2 equal groups of 6, there is 1 banana left over.



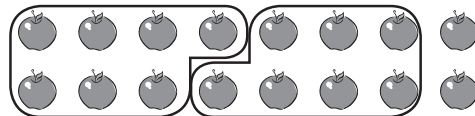
1 Make groups of each of the following items and show the left overs:

a Here are 13 butterflies:



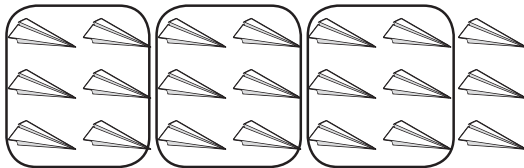
If we make 4 equal groups
of 3 there is 1 left over.

b Here are 16 apples:



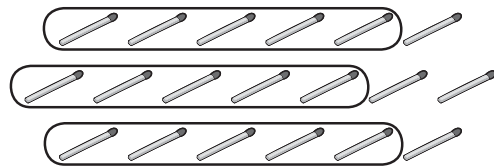
If we make 2 equal groups
of 7 there are 2 left over.

c Here are 21 paper planes:




If we make 3 equal groups
of 6 there are 3 left over.

d Here are 19 match sticks:



If we make 3 equal groups
of 5 there are 4 left over.

2 Draw a picture to show 12 groups of 2 with 1 left over.



How many are there in total?

25

Division – the division symbol

This is a division symbol \div

So instead of saying 'Share 12 tennis balls fairly between 2 tennis players. How many balls do they each get?'

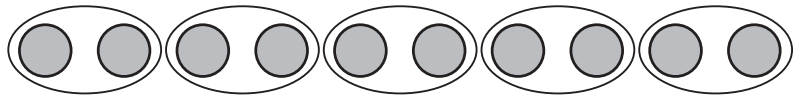
We can write: $12 \div 2 = 6$

This says 12 divided by 2 is 6. It means that there are 2 groups of 6.

1 Write the division facts using the division symbol for each picture:

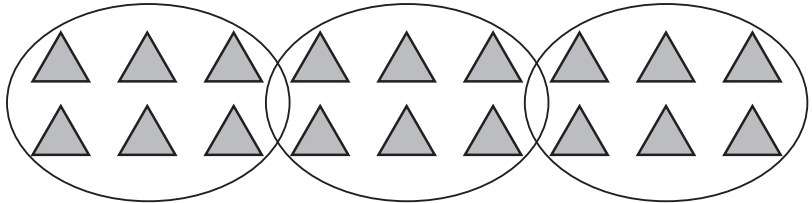
a 10 divided by 5

$$\boxed{10} \div \boxed{5} = \boxed{2}$$




b 18 divided by 3

$$\boxed{18} \div \boxed{3} = \boxed{6}$$



c 24 divided by 4

$$\boxed{24} \div \boxed{4} = \boxed{6}$$



2 Solve each of these division problems:

a Share 15 sweets between 3 bowls. How many sweets are in each bowl?

$$\boxed{15} \div \boxed{3} = \boxed{5}$$

b Share 20 oranges between 5 baskets. How many are in each basket?


$$\boxed{20} \div \boxed{5} = \boxed{4}$$

c Out of a pile of 36 coloured pencils, 6 go into each pot. How many pots are needed?

$$\boxed{36} \div \boxed{6} = \boxed{6}$$

Division – linking multiplication and division facts

Knowing multiplication facts will help with division facts.




$$6 \times 4 = 24$$


6 rows of 4 is 24.


$$24 \div 4 = 6$$

24 divided into 4 shares is 6.


1 Describe each of these arrays using one multiplication and one division fact:

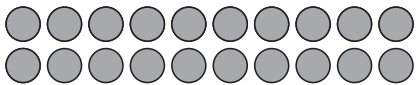
a  $\boxed{3} \times 4 = 12$
 $12 \div 4 = \boxed{3}$

b  $\boxed{6} \times 5 = 30$
 $30 \div 5 = \boxed{6}$

c  $\boxed{4} \times 4 = 16$
 $16 \div 4 = \boxed{4}$

2 This time, you are given part of the array. Complete the array and then write one multiplication and one division fact that matches:

a  $\boxed{3} \times \boxed{7} = \boxed{21}$
 $\boxed{21} \div \boxed{7} = \boxed{3}$

b  $\boxed{2} \times \boxed{10} = \boxed{20}$
 $\boxed{20} \div \boxed{10} = \boxed{2}$

c  $\boxed{4} \times \boxed{7} = \boxed{28}$
 $\boxed{28} \div \boxed{7} = \boxed{4}$

Division – linking multiplication and division facts

- 3 Play this memory game with a partner. The aim of this game is to find pairs of matching multiplication and division facts. Each player needs a copy of this page and to cut out their cards. Players join their cards together, shuffle and lay them face down. Take turns in turning over a pair of cards. If they match the player keeps the pair, if they don't match, they must be placed back in the same position. The winner is the player with the most pairs.



$16 \div 4$	4×4
$20 \div 4$	4×5
$12 \div 2$	2×6
$21 \div 3$	3×7
$8 \div 4$	2×4
$18 \div 2$	2×9



Getting ready

This is a game for two players. You will need a pack of playing cards but just the cards with numbers on them. You will also need a copy of this page so you can use the table to keep score.




copy



What to do

Shuffle the cards well and deal them evenly so you each get 18 cards. Player 1 turns over two cards and finds the product by multiplying these together. Player 2 does the same. The highest answer wins the round and scores a point. Use the table below to keep track of your scores.



Player 1	Player 2

What
to do

Read the clues to find out the mystery number:

I am a multiple of 6.
I am also a multiple of 4.
I am greater than 10,
but less than 20.

12

I am greater than 5×6 .
I am less than 40.
I am a square number.

36

I am smaller than 6×7 .
I am bigger than 6 squared.
The sum of my digits is 12.

39

When I am multiplied by
a die number, I make 20.
I am less than 5.

4

I am bigger than 7×9 .
I am less than 7×11 .
I am divisible by 10.

70

I am a factor of 48.
I am bigger than 4 squared.
I am smaller than 5 squared.

24



Getting ready

This is a game for two players. Copy this page and page 35, and then cut out all the cards.



copy



What to do

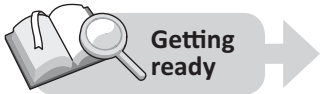
Shuffle the cards well and lay them out face down in an array in two groups. The rectangles are the questions, the squares are the answers. Players take turns turning over one of each card. If they can make a multiplication fact, the player keeps the pair. Keep playing until there are no cards left. The winner is the player with the most matching pairs.

4×8	2×9	7×5	3×3
6×4	9×3	4×4	5×8
4×5	8×8	3×5	8×9
7×6	6×6	4×7	9×5
5×5	8×6	7×2	5×10



3×7	3×10	
4×9	9×7	8×7

$= 32$	$= 18$	$= 35$	$= 24$	$= 27$
$= 30$	$= 20$	$= 21$	$= 15$	$= 42$
$= 36$	$= 28$	$= 25$	$= 48$	$= 14$
$= 72$	$= 56$	$= 40$	$= 45$	$= 63$
$= 9$	$= 50$	$= 16$	$= 36$	$= 64$



Getting ready

This is a game for four players. Each player needs a copy of this page and 5 counters. The group needs 2 dice. Make extra copies of this page so you can play again.



copy



What to do

Choose one player to be the caller. The other players fill their grid with numbers from this list: 1, 2, 3, 4, 5, 6, 8, 9, 10, 12, 15, 16, 18, 20, 24, 25, 30 and 36.

The caller rolls the dice and calls out a times table fact based on the numbers rolled. For example, if they roll a 6 and a 5, they would say 6×5 . If a player has 30 in their grid, they place a counter on the number. The winner is the first player to get rid of all their counters.

Introducing multiplication

Name _____

1 Complete the times tables facts:

a $5 \times 5 = \square$

b $2 \times 10 = \square$

c $6 \times 5 = \square$

d $10 \times 10 = \square$

e $9 \times 5 = \square$

f $6 \times 10 = \square$

g $2 \times 5 = \square$

h $9 \times 10 = \square$

i $8 \times 5 = \square$

j $3 \times 10 = \square$

2 Complete this grid:

x	8	3	6	10	1	9	4	7	5	2
10										

3 Connect the answers to the questions.

330

720

290

560

480

56×10

29×10

72×10

33×10

48×10

Skills	Not yet	Kind of	Got it
• Recalls times table facts $\times 5$, $\times 10$			
• Multiplies numbers by 0 and 1			
• Multiplies any number by 10			

Introducing multiplication

Name _____

1 Complete the times tables facts:

a $5 \times 5 =$

b $2 \times 10 =$

c $6 \times 5 =$

d $10 \times 10 =$

e $9 \times 5 =$

f $6 \times 10 =$

g $2 \times 5 =$

h $9 \times 10 =$

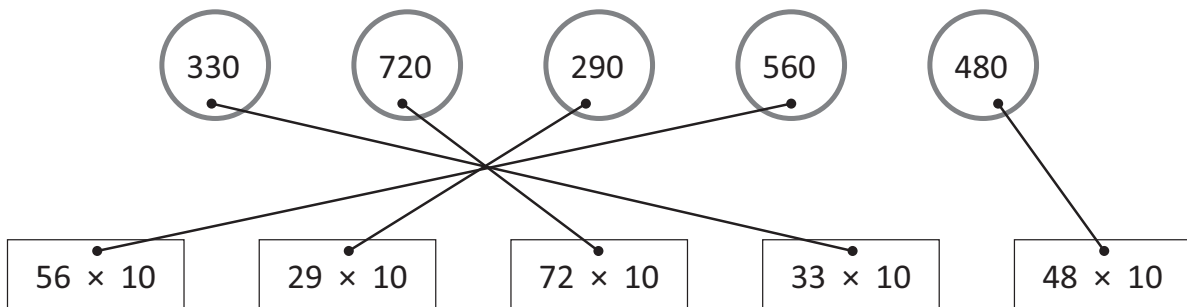
i $8 \times 5 =$

j $3 \times 10 =$

2 Complete this grid:

×	8	3	6	10	1	9	4	7	5	2
10	80	30	60	100	10	90	40	70	50	20

3 Connect the answers to the questions.



Skills	Not yet	Kind of	Got it
• Recalls times table facts $\times 5, \times 10$			
• Multiplies numbers by 0 and 1			
• Multiplies any number by 10			

Multiplication facts

Name _____

1 Complete the times tables facts:

a $8 \times 4 =$

b $9 \times 4 =$

c $2 \times 2 =$

d $6 \times 4 =$

e $4 \times 4 =$

f $4 \times 2 =$

g $3 \times 2 =$

h $5 \times 2 =$

2 Complete this times table grid:

	3	8	2	5	9	10	6
$\times 3$							
$\times 6$							

3 Complete the list of multiples for 5:

5	5	10					
---	---	----	--	--	--	--	--

4 What are these numbers squared?

a 3 squared =

b 5 squared =

c 2 squared =

Skills	Not yet	Kind of	Got it
• Recalls times table facts $\times 2, \times 4$			
• Recalls times table facts $\times 3, \times 6$			
• Lists a set of multiples			
• Squares numbers			

Multiplication facts

Name _____

1 Complete the times tables facts:

a $8 \times 4 =$

b $9 \times 4 =$

c $2 \times 2 =$

d $6 \times 4 =$

e $4 \times 4 =$

f $4 \times 2 =$

g $3 \times 2 =$

h $5 \times 2 =$

2 Complete this times table grid:

	3	8	2	5	9	10	6
$\times 3$	9	24	6	15	27	30	18
$\times 6$	18	48	12	30	54	60	36

3 Complete the list of multiples for 5:

<input type="text" value="5"/>	5	10	15	20	25	30	35	40	45	50
--------------------------------	---	----	----	----	----	----	----	----	----	----

4 What are these numbers squared?

a 3 squared =

b 5 squared =

c 2 squared =

Skills	Not yet	Kind of	Got it
• Recalls times table facts $\times 2, \times 4$			
• Recalls times table facts $\times 3, \times 6$			
• Lists a set of multiples			
• Squares numbers			

1 Use the double-double strategy to multiply by 4:

a

$15 \times 4 =$ <input style="width: 50px;" type="text"/>
Double 15 once <input style="width: 50px;" type="text"/>
Double 15 twice <input style="width: 50px;" type="text"/>

b

$13 \times 4 =$ <input style="width: 50px;" type="text"/>
Double 13 once <input style="width: 50px;" type="text"/>
Double 13 twice <input style="width: 50px;" type="text"/>

2 Use the split strategy to multiply by 13:

a What is 13×5 ?

	×		=	
	+		=	

	×		=	
--	---	--	---	--

So, $13 \times 5 =$

b What is 13×8 ?

	×		=	
	+		=	

	×		=	
--	---	--	---	--

So, $13 \times 8 =$

3 Use the compensation strategy. First multiply by the closest multiple of ten and then build down.

a $3 \times 29 \longrightarrow 3 \times$ $=$ $-$ So, $3 \times 29 =$

b $4 \times 39 \longrightarrow 4 \times$ $=$ $-$ So, $4 \times 39 =$

Skills	Not yet	Kind of	Got it
• Uses double-double strategy to multiply by 4			
• Uses the split strategy			
• Uses the compensation strategy			

1 Use the double-double strategy to multiply by 4:

a

$15 \times 4 =$ 60	
Double 15 once	30
Double 15 twice	60

b

$13 \times 4 =$ 52	
Double 13 once	26
Double 13 twice	52

2 Use the split strategy to multiply by 13:

a What is 13×5 ?

$$\boxed{10} \times \boxed{5} = \boxed{50}$$

$$\boxed{3} \times \boxed{5} = \boxed{15}$$

$$\boxed{50} + \boxed{15} = \boxed{65}$$

So, $13 \times 5 =$ 65

b What is 13×8 ?

$$\boxed{10} \times \boxed{8} = \boxed{80}$$

$$\boxed{3} \times \boxed{8} = \boxed{24}$$

$$\boxed{80} + \boxed{24} = \boxed{104}$$

So, $13 \times 8 =$ 104

3 Use the compensation strategy. First multiply by the closest multiple of ten and then build down.

a $3 \times 29 \longrightarrow 3 \times \boxed{30} = \boxed{90} - \boxed{3}$ So, $3 \times 29 =$ 87

b $4 \times 39 \longrightarrow 4 \times \boxed{40} = \boxed{160} - \boxed{4}$ So, $4 \times 39 =$ 156

Skills	Not yet	Kind of	Got it
• Uses double-double strategy to multiply by 4			
• Uses the split strategy			
• Uses the compensation strategy			

1 Solve each of these division problems:

a Share 18 sweets between 3 bowls. How many sweets are in each bowl?

$$\square \div \square = \square$$

b Share 20 apples between 4 baskets. How many are in each basket?

$$\square \div \square = \square$$

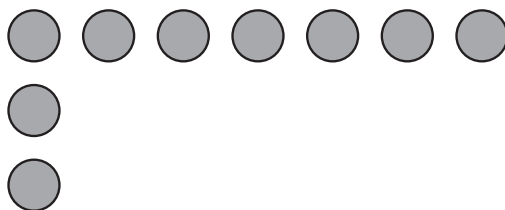
c Out of a pile of 30 coloured pencils, 10 go into each pot. How many pots are needed?

$$\square \div \square = \square$$

2 Draw a picture to show 6 groups of 3 with 1 left over:

How many are there in total?

3 Complete the array and then write a matching multiplication and division fact.



$$\square \times \square = \square$$

$$\square \div \square = \square$$

Skills	Not yet	Kind of	Got it
• Writes a division fact from $\div 2$, $\div 5$, $\div 10$ for sharing			
• Shows a division picture with a remainder			
• Links multiplication and division facts			

1 Solve each of these division problems:

a Share 18 sweets between 3 bowls. How many sweets are in each bowl?

$$\boxed{18} \div \boxed{3} = \boxed{6}$$


b Share 20 apples between 4 baskets. How many are in each basket?

$$\boxed{20} \div \boxed{4} = \boxed{5}$$

c Out of a pile of 30 coloured pencils, 10 go into each pot. How many pots are needed?

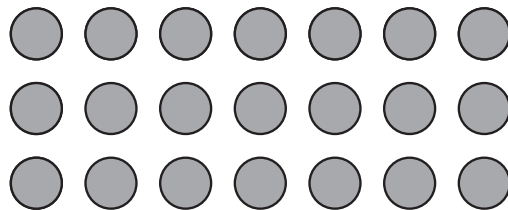
$$\boxed{30} \div \boxed{10} = \boxed{3}$$

2 Draw a picture to show 6 groups of 3 with 1 left over:



How many are there in total? 19

3 Complete the array and then write a matching multiplication and division fact.



$$\boxed{3} \times \boxed{7} = \boxed{21}$$

$$\boxed{21} \div \boxed{3} = \boxed{7}$$

Skills	Not yet	Kind of	Got it
• Writes a division fact from $\div 2, \div 5, \div 10$ for sharing			
• Shows a division picture with a remainder			
• Links multiplication and division facts			